



high performance grade III resin chip system


available colors



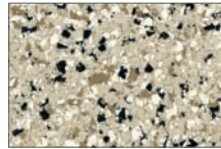
Shoreline 1/2"



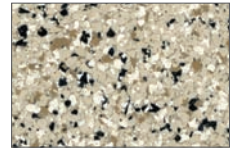
Shoreline 1/4"



Shoreline 1/8"




Shoreline 1/16"



Shoreline 1/32"




Antler 1/4"



Snowfall 1/4"




Beachcomber 1/4"




Fireside 1/4"




Almond 1/4"




Hog 1/4"




Domino 1/4"




Dakota Trail 1/8"




Cabin Fever 1/8"



Submarine 1/8"




Morning Dew 1/8"



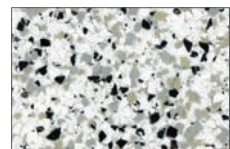
Spice 1/8"



Coral Reef 1/8"




Swan 1/16"




Quicksilver 1/16"




Trailmix 1/16"




Buckskin 1/16"



Scarecrow 1/16"



Wombat 1/16"



Stonehenge 1/16"

düraamen provides this color guide for preliminary color selection only. Please refer to a physical sample prior to making a final selection. Contact düraamen for assistance.